



MW912SK

Built-in Microwave



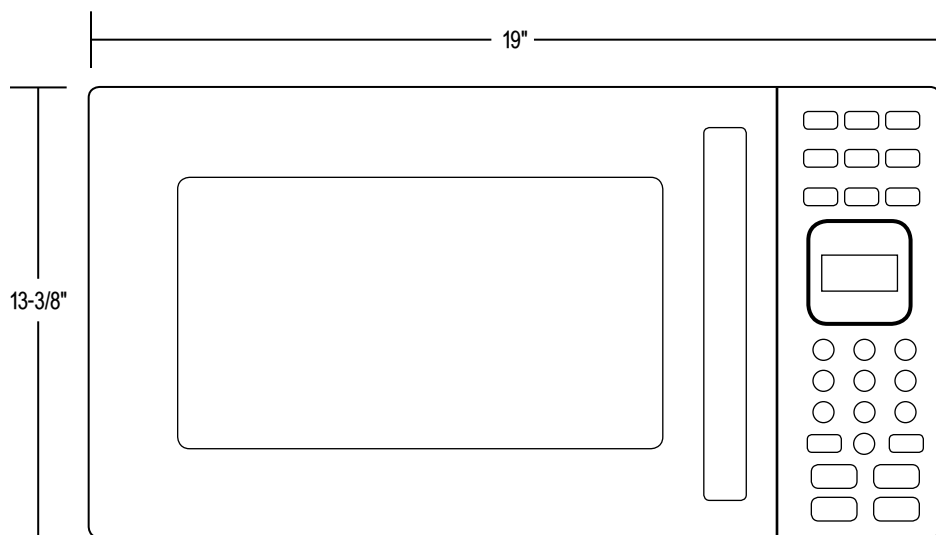
KEY FEATURES:

- One-touch electronic controls with digital display let you quickly and easily adjust cook times, cook settings, power levels, clock and timer
- 0.9 cu.ft capacity
- 900 watts of cooking power and 10 adjustable power levels let you boil, reheat, defrost and more
- 6 pre-programmed one-touch digital cook settings let you easily prepare popcorn, pizza, frozen entrees or beverages at the touch of a button
- 8 pre-programmed one-touch digital cook settings for popcorn, pizza, frozen entrees or beverages
- Glass turntable rotates foods to provide even cooking
- Easy-access door
- White cavity and black outer enclosure
- One piece trim kit
- UL/CUL Listed
- Overall Dimensions without Trim Kit: 19" W x 13-3/8" H x 15-1/2" D (includes handle)
- Overall Dimensions with Trim Kit: 23-3/8" W x 15" H x 15-1/2" D (includes handle)
- Recommended cutout size: 20-1/2" W x 14-3/8" H x 16-1/4" D
- Available in black (MW912BK)

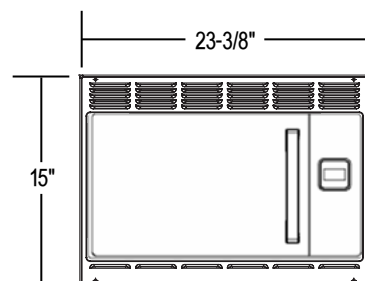
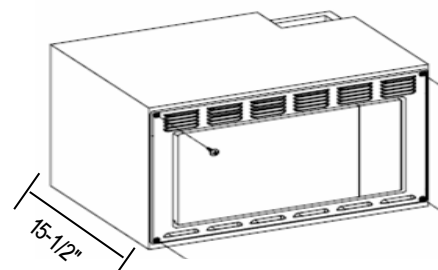
ADVENT®

MW912SK

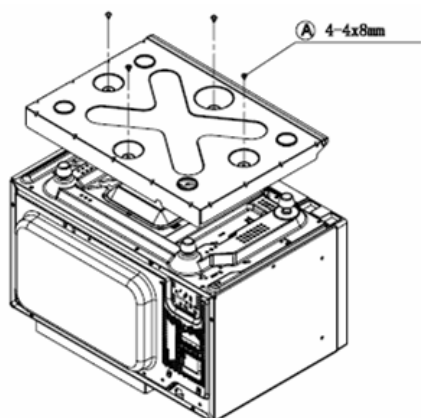
Built-in Microwave



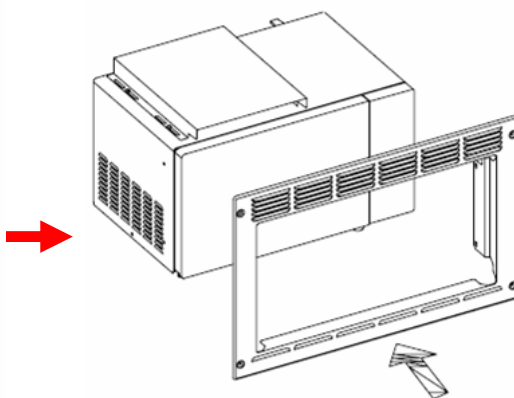
Overall Dimensions without Trim Kit: 19" W x 13-3/8" H x 15-1/2" D



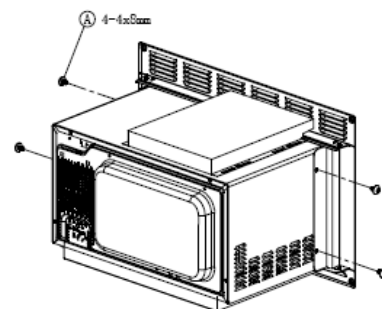
Overall Dimensions with Trim Kit:
23-3/8" W x 15" H x 15-1/2" D



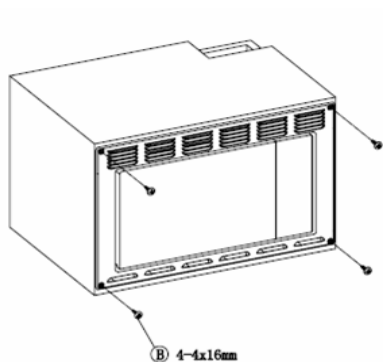
Step 1: Install the down air guide



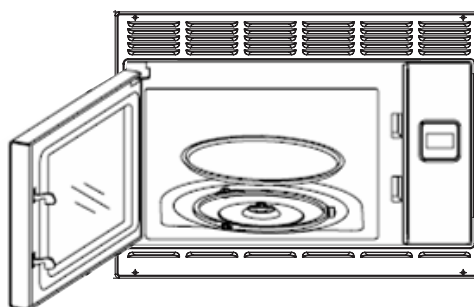
Step 2: Install trim kits



Step 3: Fix the trim kits onto unit



Step 4: Fix the trim kits onto the cabinet



Step 5: Installation done